


# **OEKO-TEX® Buying Guide & myOEKO-TEX®**



# OEKO-TEX® Buying Guide

Online. Global. Public. Free.

> 14,500 companies, throughout the textile & leather supply chains, with OEKO-TEX® labeled/certified

- Raw materials, accessories, chemicals
- Consumer goods
- Manufacturers

Buyers & consumers search by

- Company
- Brand
- Certificate type

International platform to promote companies with products that are safe for humans & the environment, including

- Branding
- Website

The screenshot shows the OEKO-TEX® Buying Guide website. The header includes the OEKO-TEX® logo with the tagline 'INSPIRING CONFIDENCE', a search icon, and navigation links: 'Our Standards', 'Apply here', 'Label Check', 'Buying Guide' (highlighted with a dashed box), 'News', and 'About us'. Below the header, the breadcrumb 'Home > Buying Guide' is visible. The main heading is 'OEKO-TEX® Buying Guide'. A paragraph of text explains the platform's purpose: 'Companies that want to consistently operate in a sustainable way depend on a network of suitable suppliers and reliable sources of materials. The OEKO-TEX® Buying Guide supports you in the selection of reliable cooperation partners and in the sourcing of suitable raw materials. The online directory also offers end consumers the chance to find OEKO-TEX® labelled products.' The search interface features two tabs: 'Product / Company search' (active) and 'Trademark searches'. The search form includes several fields: 'Full-text search' with a placeholder 'Enter search term ...', 'Certifications & Services' with a dropdown menu showing 'STANDARD 100 by OEKO-TEX®', 'Product level' with a dropdown menu, 'Product type' and 'Usage' with dropdown menus, 'Material' with a dropdown menu, 'Location' with a dropdown menu, 'Appendix' with a dropdown menu, and 'Product class' with a dropdown menu. A green 'Start search' button is located at the bottom right of the search form.

# myOEKO-TEX® Database

- Edit Buying Guide listing
- Download labels
- Manage OEKO-TEX® certificates
- Visualize & evaluate the supply chain
- Warning/reminder system



# myOEKO-TEX® Login

1. Log into myOEKO-TEX®
2. Update profile & product/branding information
3. Download your STANDARD 100 by OEKO-TEX® label

To obtain the login details  
e-mail Silvia Muenther  
[s.muenter@hohenstein.de](mailto:s.muenter@hohenstein.de)

English ▾ Search 🔍

[Login](#) [Contact](#) [Downloads](#) [Newsletter](#)

OEKO-TEX®  
INSPIRING CONFIDENCE

[Our Standards](#)

[Apply here](#)

[Label Check](#)

[Buying Guide](#)

[News](#)

[About us](#)

myOEKO-TEX®  
INSPIRING CONFIDENCE

English (EN) ▾

Login myOEKO-TEX®

Log in

Please log in or register as a new customer to apply for **STANDARD 100**, **LEATHER STANDARD** or **ECO PASSPORT** by OEKO-TEX®

[Forgot password?](#)

[Register as new customer](#)

OEKO-TEX®  
INSPIRING CONFIDENCE  
**MADE IN GREEN** 

[?](#) for new customers only

Apply

OEKO-TEX®  
INSPIRING CONFIDENCE  
**STeP** 

[?](#) for new customers only

Apply

OEKO-TEX®  
INSPIRING CONFIDENCE  
**DETOX TO ZERO** 

[?](#) for new customers only

Apply

# myOEKO-TEX® Company Profile


For display on [oeko-tex.com](https://oeko-tex.com)  
'[Buying Guide](#)'

- Login into [myOEKO-TEX®](#)
- Click 'Company Name' then 'Company Profile'
- Click 'Edit'
- Click 'Change image' to upload company logo
- Enter website
- Select 'Yes' to show in [Buying Guide](#)
- Click 'Store changes'

## Company Profile

Bettina Brand AG

Customer number  
**C3GWREPH4S**



Bettina Brand AG  
Street 1  
95701 Bettina City  
Portugal  
Email: bettina@email.com

Show this address in the OEKO-TEX® Buying Guide?  Yes

Edit

formats: GIF, JPG, PNG  
max. image size: 5 MB

Delete image

Change image

Bettina Brand AG  
Street 1  
95701 Bettina City  
Portugal  
Email: bettina@email.com

Shall this address be displayed in the OEKO-TEX® Buying Guide?  Yes  No

Web addresses:  
Please separate multiple  
addresses with commas

Add a new address

Cancel

Store changes



# myOEKO-TEX® Certified Products

- Scroll to 'Our certified products' and click 'Edit'
- Specify 'Product level' & 'Material' categories
- Add key words for buying guide search
- Click 'Store changes'

## Our certified products for the entry in the Buying Guide

Labels

Edit

Product level

- Accessories ▾
- Commission business ▾
- End-user, ready made goods ▾
- End-user/ready made leather goods ▾
- Fabrics ▾
- Finished leather, Leather fibre board ▾
- Leather Accessories ▾
- Leather commission finishing business ▾
- Raw materials or semi-finished Items ▾
- Semifinished leather, Crust ▾

Please enter the key words in **English language** and separate them by commas

Material

- Pure fibre materials ▾
- Fibre blends ▾
- Inorganic Materials ▾
- Other materials (organic, etc.) ▾

Please enter the key words in **English language** and separate them by commas

Cancel

Store changes

# myOEKO-TEX® Certified Brands

Add :


- Trademark name
- Contacts
- Logo
- Website

Our certified brands for the entry in the Buying Guide

Creating a new trademark

Our certified brands for the entry in the Buying Guide

Creating a new trademark Close



formats: GIF, JPG, PNG  
max. image size: 5 MB

You must save the new trademark first, to upload a logo

Trademark name

Add a new address

**Web addresses**  
Please separate multiple addresses with commas

Cancel Store changes



# Label Owners – Download Label Templates

- [myOEKO-TEX® Portal](#)
- Click: Label Type
- Click: Download Label
- Select Certificate, Language, QR Code
- File format : pdf, png, eps

The screenshot displays the myOEKO-TEX® portal interface. At the top, the logo and tagline 'INSPIRING CONFIDENCE' are visible. Below the header, there is a navigation bar with options: 'MADE IN GREEN', 'STANDARD 100', 'LEATHER STANDARD', 'STeP', 'DETOX TO ZERO', and 'ECO PASSPORT'. The 'STANDARD 100' option is highlighted with a red box. To the right, a login form titled 'Login myOEKO-TEX®' is shown, featuring fields for 'Username' and 'Password', a 'Log in' button, and links for 'Forgot password?' and 'Register as new customer'. Below the login form, a 'Test Customer' dropdown menu is visible. In the center, a 'Download Label' button is highlighted with a red box. To the right, a 'Label download' modal window is open, containing a form with the following fields: 'Certificate/Label number', 'Language', 'QR Code', and 'File format'. Each field is a dropdown menu. A 'Start Download' button is located at the bottom right of the modal window and is also highlighted with a red box.

# ***Hohenstein Institute America***

401 S. Cavin St.  
Ligonier, IN 46767

USA@Hohenstein.com  
800 731 9468

Hohenstein.US

## **Ben Mead**

Managing Director  
B.Mead@Hohenstein.com  
260.740.2166

## **John Frazier**

Senior Technical Director  
J.Frazier@Hohenstein.com  
503.806.7760

## **Elana Taylor**

Account Executive  
E.Taylor@Hohenstein.com  
201.925.9512

## **Casey Strauch**

US Marketing Manager  
C.Strauch@Hohenstein.com  
612.239.8830

## **Sam Shintay**

Account Executive  
S.Shintay@Hohenstein.com  
503.501.8193

## **Abby Mead**

OEKO-TEX® Certificate Manager  
A.Mead@Hohenstein.com  
800.731.9468

## **Mary Wysong**

Accounting  
M.Wysong@Hohenstein.com  
800.731.9468 x105

HOHENSTEIN ●

Learn More: [Hohenstein.US/OEKO-TEX](https://www.hohenstein.us/OEKO-TEX)